

myobrace®

FOR BRACES

USE FOR
ONE HOUR
EVERY DAY
AND WHILE
SLEEPING

PERMANENT
DENTITION
WITH BRACES

Prevents irritation and
improves the effectiveness
of lingual braces



www.myobrace.com

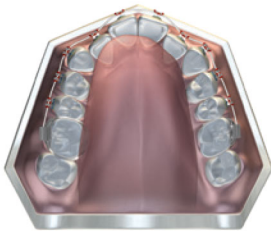
WORLDWIDE PATENTS, FOR MORE INFORMATION VISIT MYORESEARCH.COM

What causes orthodontic problems?

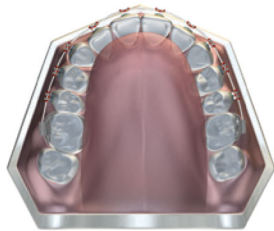
The majority of 21st century children will experience incorrect jaw alignment and develop crowded teeth. Treatment typically involves braces, which are effective for straightening teeth, but habits like tongue thrusting, mouth breathing and incorrect swallowing (poor myofunctional habits) can cause problems which prolong treatment and cause the final result to relapse. These myofunctional habits can be successfully treated in conjunction with braces, as well as after braces have been removed and retainers are fitted. This ensures jaws are more completely developed once braces are removed and helps retainers maintain straight teeth.

Normal vs crowded teeth

Crowded teeth can be caused by incorrect tongue position and function. Correcting tongue position and function assists braces to more easily expand the jaws and straighten teeth, without requiring extractions and with more permanent results.



CROWDED
UPPER ARCH



NORMAL
UPPER ARCH

Correct tongue position helps the braces to work more effectively.

How it works

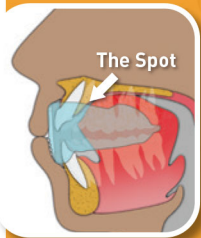
MRC has pioneered the use of appliances to correct myofunctional habits in growing children and improve the success of orthodontic correction. This involves correcting mouth breathing, tongue position and swallowing patterns, which can lead to better facial development in growing children.

Myobrace® for Braces is used to correct these myofunctional habits in combination with braces and helps expand jaws as well as improve alignment of the teeth.

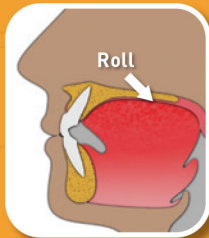
Goals of treatment:

- Lips together at all times except when speaking or eating.
- Breathe through the nose, to assist the development of the upper and lower jaws, and to achieve the correct bite.
- No lip activity when swallowing, which allows the front teeth to develop correctly.
- Improved dental alignment.
- Improved facial development.

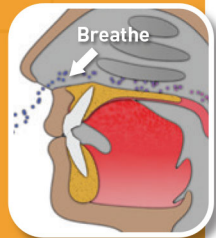
For the Myobrace® to work, you must correct your poor myofunctional habits.



Correct tongue resting position



Correct swallowing pattern



Breathing awareness

Myobrace® for Braces - B1 Ling

The *Myobrace® for Braces B1 Ling* is designed for use in conjunction with fixed lingual braces to improve their effectiveness and prevent irritation of the tongue. The *Myobrace® B1 Ling* is used for better comfort when lingual braces are fitted and assists with correction of poor oral habits known to contribute to orthodontic problems. The combination of habit correction and jaw alignment provided by the *Myobrace® for Braces* series reduces orthodontic treatment time and improves stability.

Myobrace® for Braces - Design Features

Stage 1 - Habit Correction



Braces Channel – accommodates upper (and lower) lingual brackets and orthodontic archwire while protecting cheeks and gums.

Tongue tag, tongue guard and elevators – train the tongue to sit in the correct position in the upper jaw.

Extended lip bumper and high sides – discourage overactive lip function and encourage nasal breathing.



Directions for use

Use your *Myobrace*® appliance for one to two hours each day plus overnight while sleeping.

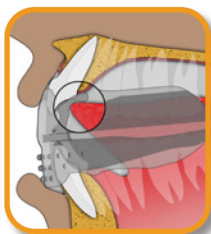
Your teeth may become slightly sensitive in the early stages of treatment. This is quite normal, but if pain becomes excessive, decrease application time and advise your doctor.



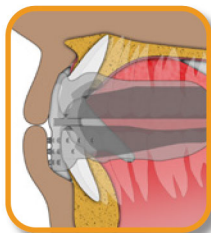
Step 1 – Hold the *Myobrace*® with the tongue tag facing up.



Step 2 – Place the *Myobrace*® into your mouth.



Step 3 – Keep your tongue positioned on the tongue tag.



Step 4 – Close down on the *Myobrace*® and feel it working to align your front teeth and jaws.



Step 5 – Keep your lips together and breathe through your nose.

Do not chew on your *Myobrace*®!

May fall out at night while sleeping in initial stages of treatment. If this happens, increase daytime use.

Indications for use

Myobrace® for Braces is a three-stage appliance system specifically designed to be compatible with braces while correcting poor oral habits, improving upper and lower jaw developmental problems and assisting fixed appliances to align permanent teeth.

These appliances correct poor myofunctional habits, which can cause crooked teeth, while providing light forces to assist in expanding the upper jaw and help braces align teeth into the correct position.

Treatment considerations

Treatment time can differ depending on the biological adaptability of each patient. The *Myobrace®* appliance must be used daily for a successful outcome.

Regular monitoring by your dentist or orthodontist is essential for successful treatment and to avoid unwanted treatment outcomes.

Cleaning your *Myobrace®*: Clean your *Myobrace®* appliance under warm running water every time you remove it from your mouth. Use *Myoclean™* tablets to correctly clean twice every week. Ask your doctor or dental assistant about *Myoclean™*, the recommended cleaning agent for all *Myobrace®* appliances.

Lifetime use: 6 months based on everyday wear.
Replace after 12 months regardless of wear time.

CAUTION: USE ONLY UNDER THE SUPERVISION OF A LICENSED ORTHODONTIST OR DENTIST



Myobrace® by Myofunctional Research Co.
Myofunctional Research Co. Australia
44 Siganto Drive, Helensvale QLD 4212 Australia
Tel: +61 7 5573 5999

USA Representative:
Myofunctional Research Co. USA
9267 Charles Smith Avenue, Rancho Cucamonga CA 91730 USA
PO Box 2781, Rancho Cucamonga CA 91730 USA
Tel: +1 866 550 4696



European Representative:
Myofunctional Research Europe B.V.
Gompenstraat 21c 5145 RM Waalwijk The Netherlands
P.O. Box 718, 5140 AS Waalwijk The Netherlands
Tel: +31 416 651 696

Single Patient Use.



MYOFUNCTIONAL RESEARCH CO.
INNOVATIVE DENTAL APPLIANCE
TECHNOLOGY AND EDUCATION

